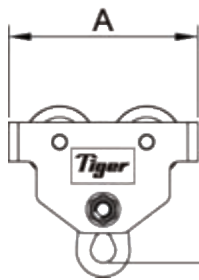




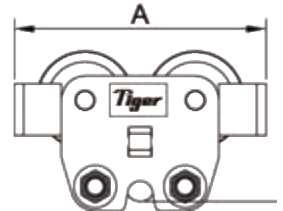
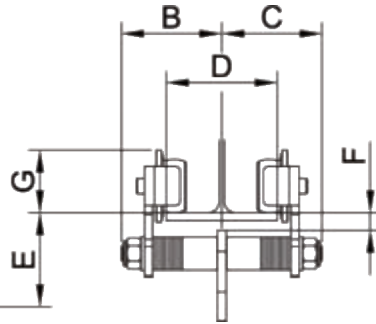
PLAIN & GEARED TROLLEYS

Tiger trolleys are designed to provide smooth and easy traversing

Plain Trolley - BTPT



Single Bar



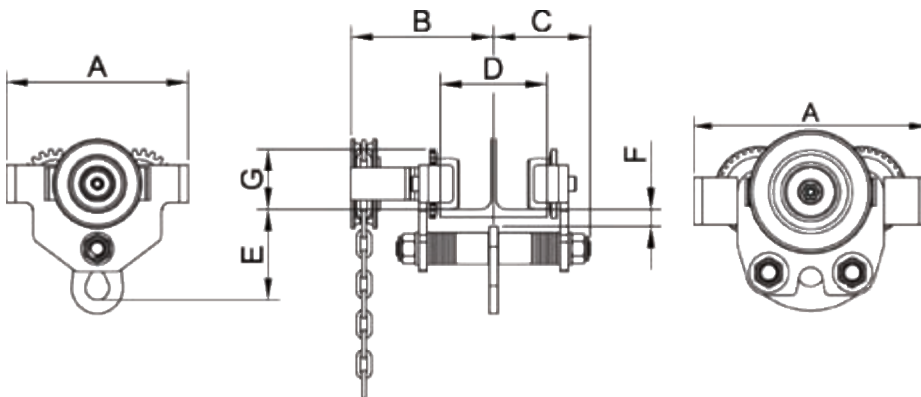
Twin Bar

- Plain trolley range from 0.5t to 5t (single bar) and 10t (twin bar)
- The anti-drop plates design ensures extra safety, and also prevents damage to wheels when contacting end rail stoppers

Technical Specifications

Product Code	Capacity (ton)	D Track Width Range (mm)	Dimensions (mm)					Min. Curve Ratio (mm)	Net Weight (kg)	
			A	B	C	E	F			G
BTPT005	0.5	62-203	195	106	106	98	20	64	0.8	5.0
BTPT010	1.0	62-203	213	113	113	106	20	71	1.0	7.5
BTPT020	2.0	88-230	236	136	136	132	25	80	1.3	12.0
BTPT030	3.0	88-230	270	146	146	150	25	97	1.5	19.5
BTPT050	5.0	106-305	323	169	169	174	30	117	1.5	30.5
BTPT100	10.0	N/A	460	225	225	248	42	182	2.7	135.5

- Wheels run on sealed ball bearings for smoother rolling with less effort and maintenance
- Geared type trolleys from 1t to 10t available (with 3m hand chain length)
- Extended beam width available
- Operating temperature of -30°C to +50°C (temperature range of -50°C to +50°C available as an option)
- 5:1 factor of safety allows for use with manual or powered hoists



Geared Trolley - BTGT



Technical Specifications

Product Code	Capacity (ton)	D Track Width Range (mm)	Dimensions (mm)					Min. Curve Ratio (mm)	Net Weight (kg)	
			A	B	C	E	F			G
BTGT010/3M	1.0	75-210	391	83.5	16	110	81	255-208	1.0	TBA
BTGT020/3M	2.0	75-210	391	94.5	18	123	89	255-208	1.3	TBA
BTGT030/3M	3.0	75-210	403	105.5	22	141	112	276-227	1.5	28.5
BTGT050/3M	5.0	105-305	521	111	27	151.5	125	288-241	1.5	40.0
BTGT100/3M	10.0	160-305	606	19	32	170	83	400-340	2.7	221.0

Standard geared trolley hand chain length - 3.0m. We can change the length to suit your requirements.