




WIRE ROPE WINCHES

A range of wire rope pulling machines with built-in safety features and long lasting durability for industrial applications. Pull, lift, lower and position with complete safety.



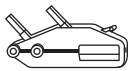
Maxiwinch wire rope winches are suitable for pulling, lifting, tensioning and releasing in any direction. Maxiwinches are available in light and compact aluminium and pressed steel construction for applications where aluminium is not recommended.

Maxiwinch wire rope winches are available in different capacities as shown below, with rope lengths made to order.

- 1 Built-in shearing pin**
Prevents overloading. It functions at approx. 25% overload and the pins can be replaced without removing the load.
- 2 Backward & Forward levers**
Placed in tandem providing a slim design and assuring power transfer along the centre.
- 3 Spare shear pins**
Two pieces of spare shear pins located in the carrying handle.
- 4 Rope clamp system**
Easily disengaged with a lever allowing smooth installation of wire rope.

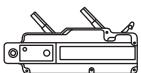


Aluminium Casing Maxiwinch



SPECIFICATIONS & DIMENSIONS (ALUMINIUM CASING)

Model Number (ALUMINIUM CASING)	Capacity of Force (kg)	Rope Diameter (mm)	Net Weight (kg)	Overall Length (mm)	Overall Height (mm)	Overall Width (mm)
MWU08	800	8	6	426	235	64
MWU16	1600	11	11	545	280	97
MWU32	3200	16	22	660	325	116
MWU54	5400	20	59	930	480	152



SPECIFICATIONS & DIMENSIONS (STEEL CASING)

Model Number (STEEL CASING)	Capacity of Force (kg)	Rope Diameter (mm)	Net Weight (kg)	Overall Length (mm)	Overall Height (mm)	Overall Width (mm)
MWSTU08	800	8	8	440	265	63
MWSTU16	1600	11	14.5	550	300	77
MWSTU32	3200	16	28	690	350	91

MAXIWINCH ROPE

Wire ropes with eye or swivel hooks on one end are available in any length required.


Wire ropes with copper ferrules are available for applications where aluminium is to be avoided.



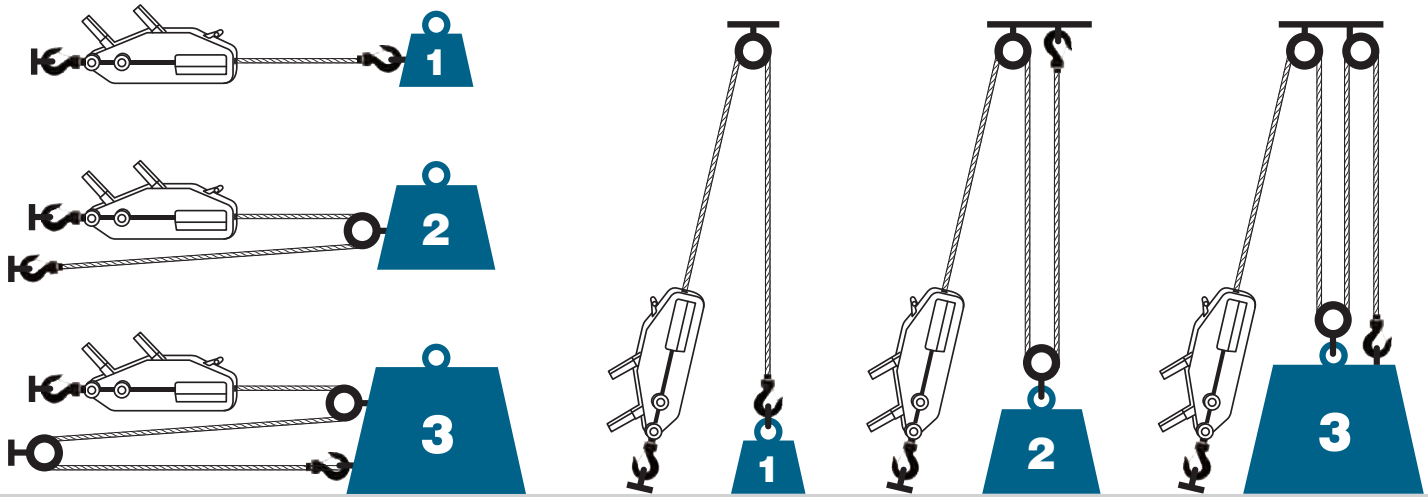
MAXIWINCH®

WIRE ROPE WINCHES

A range of wire rope pulling machines with built-in safety features and long lasting durability for industrial applications. Pull, lift, lower and position with complete safety.



INCREASE THE PULLING & LIFTING CAPACITY



The pulling and lifting capacity of MAXIWINCH Wire Rope Winches can be increased greatly by use of sheave blocks in various configurations. These can increase the nominal capacity of the winch by 2, 3 or more times (see illustrations above).

Allowance must be made for friction in the sheaves. Always ensure that the capacity of the sheave blocks, anchor points and all fittings are suitable for the load.

CHECK BEFORE EACH USE

- Inspect the MAXIWINCH for defects such as excessive wear, twisted or bent links
- Check the wire for bird caging or kinks and ensure that the free end is slightly tapered to enable easy threading through the winch
- Check hooks for distortion or damage
- Ensure that the branding label is in good condition and clearly legible
- Withdraw the winch from service if any of these defects are visible

CAUTION!



Always follow the operating instructions as indicated on the branding label
Always wear the correct safety gear when using wire rope winches

LUBRICATION & CLEANING

- Lubricate all moving parts EXCEPT THE PULLING JAWS with engine oil
- Keep all visual parts clean and free from grease and oil
- Remove the wire rope after use and coil properly



Steel Casing Maxiwinch