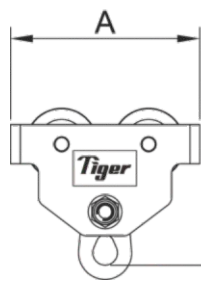




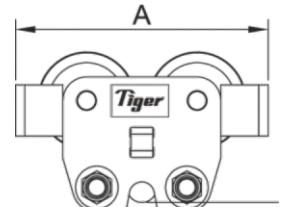
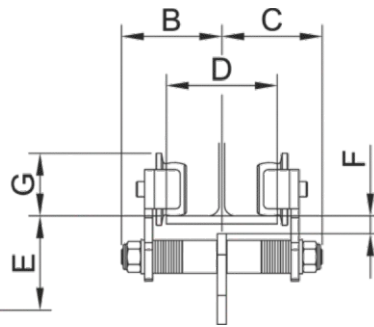
PLAIN & GEARED TROLLEYS

Tiger trolleys are designed to provide smooth and easy traversing

Plain Trolley - BTPT



Single Bar



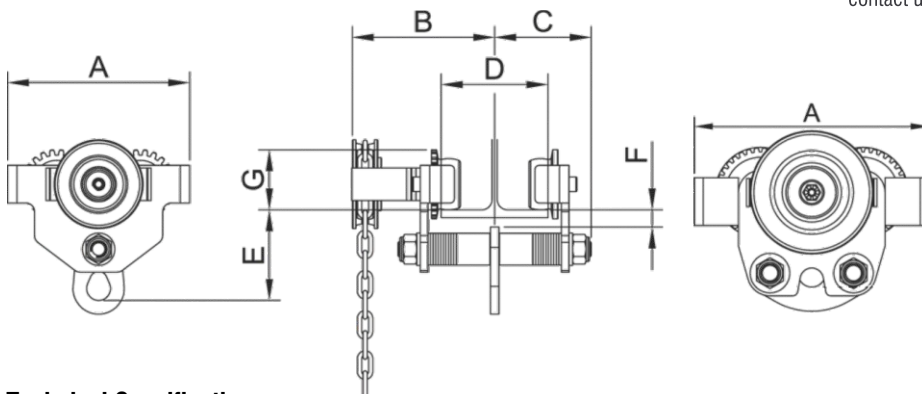
Twin Bar

- Plain trolley range from 0.5t to 5t (single bar) and 10t (twin bar)
- The anti-drop plates design ensures extra safety, and also prevents damage to wheels when contacting end rail stoppers

Technical Specifications

Product Code	Capacity (ton)	D Track Width Range (mm)	Dimensions (mm)						Min. Curve Ratio (m)	Net Weight (kg)
			A	B	C	E	F	G		
BTPT005	0.5	62-128	195	106	106	98	20	64	0.8	5.0
BTPT010	1.0	62-128	213	113	113	106	20	71	1.0	7.5
BTPT020	2.0	88-154	236	136	136	132	25	80	1.3	12.0
BTPT030	3.0	87-153	275	146	146	150	25	97	1.5	19.5
BTPT050	5.0	106-194	323	169	169	174	30	117	1.5	30.5
BTPT100	10.0	125-320	346	237	236	210	40	117	1.5	68.0

- Wheels run on sealed ball bearings for smoother rolling with less effort and maintenance
- Geared type trolleys from 1t to 10t available (with 3m hand chain length)
- Extended beam width available
- Operating temperature of -30°C to +50°C (temperature range of -50°C to +50°C available as an option)
- 5:1 factor of safety allows for use with manual or powered hoists
- If you need a wider beam range or have specific headroom requirements please contact us for bespoke solutions
- Smaller minimum curve ratios may be available - please contact us for details



Geared Trolley - BTGT



Technical Specifications

Product Code	Capacity (ton)	D Track Width Range (mm)	Dimensions (mm)						Min. Curve Ratio (m)	Net Weight (kg)
			A	B	C	E	F	G		
BTGT010/3M	1.0	62-128	213	180	113	106	20	71	1	11.0
BTGT020/3M	2.0	88-154	236	193	136	132	25	80	1.3	16.5
BTGT030/3M	3.0	87-153	275	198	146	150	25	97	1.5	24.5
BTGT050/3M	5.0	106-194	323	216	169	174	30	117	1.5	35.5
BTGT100/3M	10.0	125-320	346	282	243	210	40	117	1.5	78.0

Standard geared trolley hand chain length - 3.0m. We can change the length to suit your requirements.